

STORING CLAMPS

A review of ideas available on the web

AIMS OF CLAMP STORAGE

- Space saving
- Accessibility
- Adaptability
- Safety
- Clamp preservation?

SPACE SAVING VERTICAL HANGING

Clamp Rack

Stop making a mangled mess of clamps in the corner of your shop. Scrap plywood and a lazy day in the shop is all you need.

by David Thiel



You may never have enough clamps, but those you have are always in need of a handy place to call home. This can be as simple as a 2x4 nailed to your wall, or as complicated as a rolling clamp rack as offered in September 1998 (#104). We found ourselves looking for a happy medium that would be versatile enough to handle a number of clamp designs, and we came up with this simple six-piece wall-

hung clamp rack.

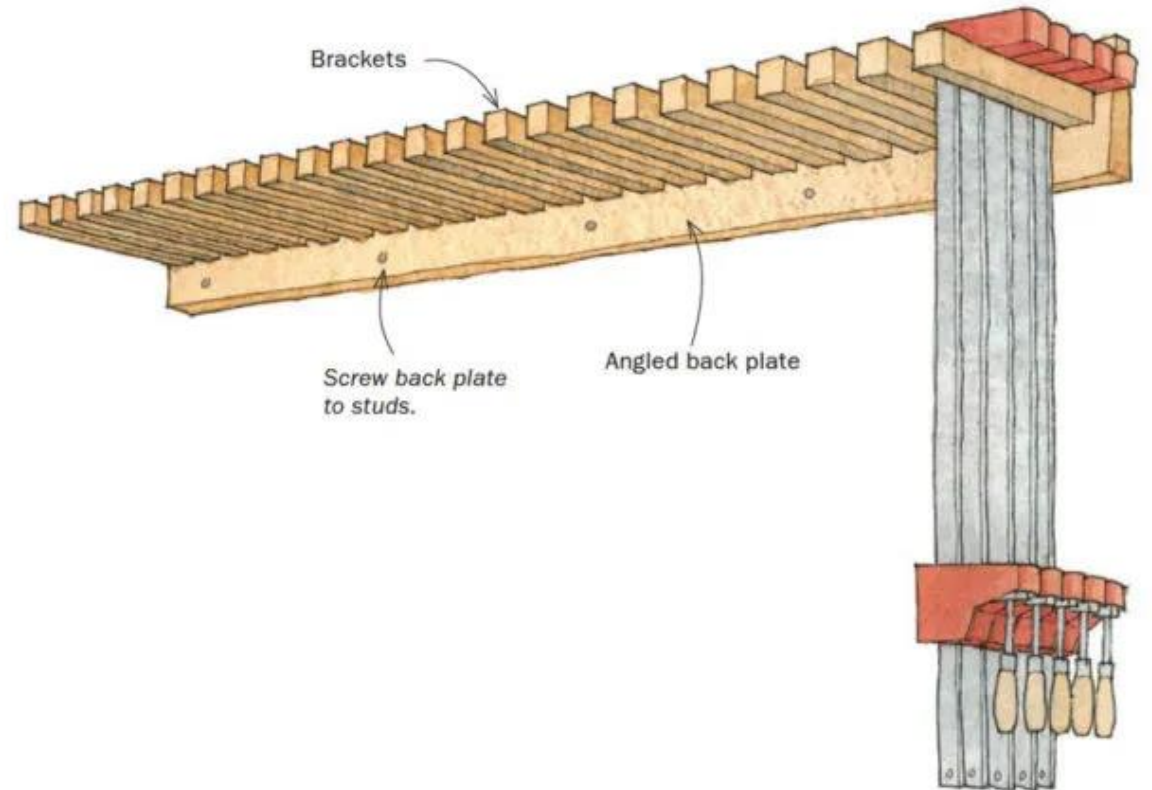
Construction is simple. We chose $\frac{1}{2}$ " birch plywood for the top and back because it offers enough support and strength without looking clunky. The triangular braces are made from $\frac{3}{4}$ " plywood rather than $\frac{1}{2}$ "—primarily to make it easier to get screws into the brace.

Start by cutting a piece of $\frac{1}{2}$ " plywood to 12 $\frac{1}{2}$ " x 36", then cut the four dados as

shown in the diagram. If you change the length of the clamp rack, make sure there are no more than four clamp slots between braces to ensure adequate support. I used a stack dado in my table saw to make the dados. When complete, remove the dado stack, reset the saw's rip fence for 6" and rip the piece in half, forming the top and back pieces.

Next, mark the top piece for the slots,

SPACE SAVING VERTICAL HANGING



SPACE SAVING VERTICAL HANGING



SPACE SAVING VERTICAL HANGING



MY VERTICAL HANGING RACK



MOBILE VERTICAL HANGING




SPACE SAVING HORIZONTAL HANGING



SPACE SAVING HORIZONTAL HANGING



MY HORIZONTAL RACK



ACCESSIBILITY ISSUES

What are the chances that the one he wants in a hurry is the last one in the rack? Parallel access would be better than serial in this case.



ACCESSIBILITY ISSUES

If each section contains the same type of clamp there isn't a problem



ACCESSIBILITY ISSUES

If each section contains the same type of clamp there isn't a problem




ACCESSIBILITY ISSUES


My Irwin clamp holders
allow me to grab 1 or 5
at a time



COMBINED SPACE SAVING AND ACCESSIBILITY



A VIDEO REVISING A VERTICAL CLAMP RACK TO IMPROVE ACCESSIBILITY AND SAFETY



ADAPTABILITY

- Adaptable racks allow spaces to change with increasing numbers of clamps
- Typically achieved by fitting dividers on vertical storage racks to a track to allow the space between them to vary

